




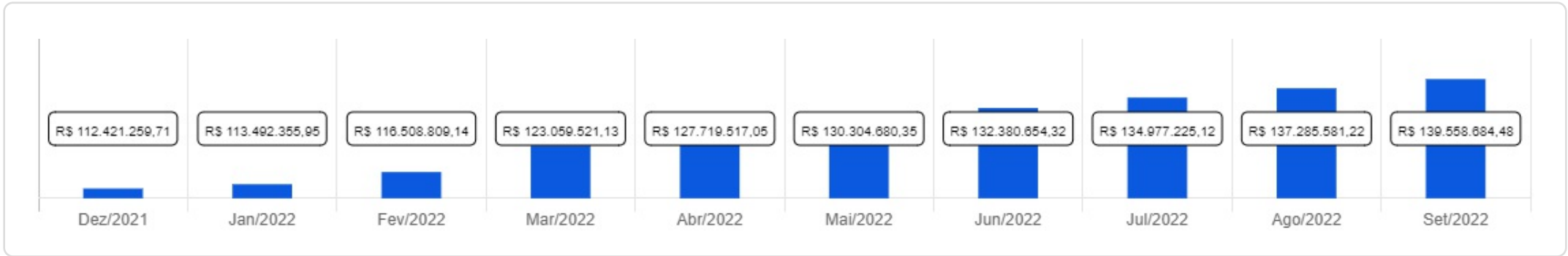
FUNDPREV - OLINDA

 Janeiro a Setembro de 2022

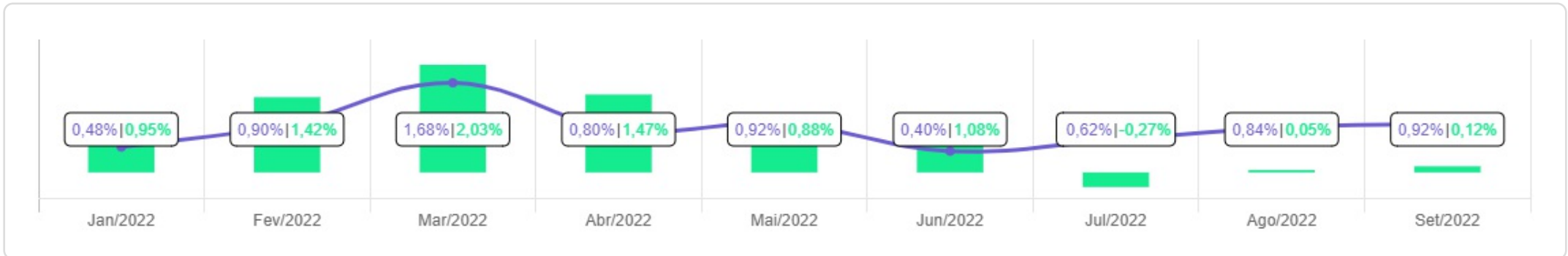


<p>Patrimônio</p> <p>R\$ 139.558.684,48</p>	<p>Rentabilidade</p> <p>Mês: 0,92%</p> <p>Acum.: 7,82%</p>	<p>Meta</p> <p>Mês: 0,12%</p> <p>Acum.: 7,95%</p>	<p>Gap</p> <p>Mês: 0,80%</p> <p>Acum.: -0,13%</p>	<p>VaR</p> <p>0,20%</p>
--	--	---	---	-------------------------

Evolução do Patrimônio





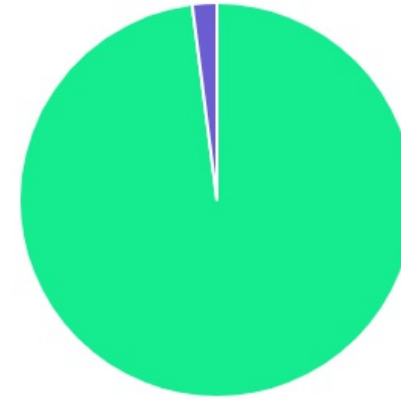
Comparativo (Rentabilidades | Metas)







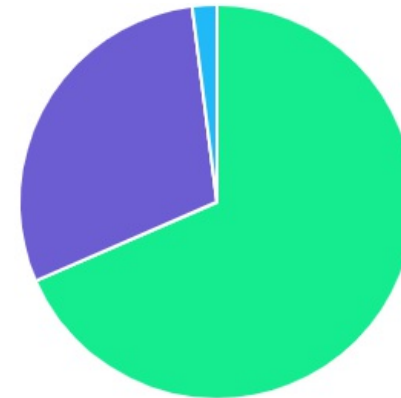
ATIVO	SALDO	CARTEIRA(%)	RESG.	4.963	RETORNO (R\$)	(%)
CAIXA BRASIL IRF-M 1 TP FI...	R\$ 16.434.113,16	11.78%	D+0	7, I "b"	R\$ 176.854,84	1,09%
CAIXA BRASIL IDKA IPCA 2A TP...	R\$ 16.318.810,00	11.69%	D+0	7, I "b"	R\$ 82.811,43	0,51%
BB TP IPCA VI FI RF...	R\$ 1.120.707,65	0.80%	D+0	7, I "b"	R\$ 5.370,17	0,48%
BB IRF-M 1 TP FIC RF...	R\$ 3.511.381,68	2.52%	D+0	7, I "b"	R\$ 37.717,73	1,09%
BB IDKA 2 TP FI RF...	R\$ 8.897.034,32	6.38%	D+1	7, I "b"	R\$ 46.864,52	0,53%
BB ALOCAÇÃO ATIVA FIC RF PREVID	R\$ 5.029.346,29	3.60%	D+3	7, I "b"	R\$ 61.494,35	1,24%
ITAÚ SOBERANO IRF-M 1 FI RF	R\$ 19.790.370,86	14.18%	D+0	7, I "b"	R\$ 227.495,69	1,08%
ITAÚ IDKA 2 IPCA FIC RENDA...	R\$ 16.862.238,00	12.08%	D+1	7, I "b"	R\$ 88.188,64	0,53%
ITAÚ IMA-B 5+ FIC RENDA FIXA	R\$ 337.663,54	0.24%	D+2	7, I "b"	R\$ 7.822,35	2,37%
BB PREVIDENCIÁRIO RENDA FIXA TÍTULOS PÚBLICOS...	R\$ 7.216.324,97	5.17%	D+0	7, I "b"	R\$ 84.260,60	1,18%
CAIXA BRASIL FI RF REF DI...	R\$ 24.080.287,08	17.26%	D+0	7, III "a"	R\$ 263.213,87	1,11%
BB ALOCAÇÃO ATIVA RETORNO TOTAL FIC...	R\$ 678.847,98	0.49%	D+3	7, III "a"	R\$ 8.412,36	1,25%
BNB PLUS FIC RF LP	R\$ 663.625,85	0.48%	D+1	7, III "a"	R\$ 6.959,13	1,06%
ITAÚ INSTITUCIONAIS LEGEND FIC RENDA FIXA...	R\$ 1.184.701,83	0.85%	D+1	7, III "a"	R\$ 10.106,88	0,86%
ITAÚ INSTITUCIONAL ALOCAÇÃO DINÂMICA FIC RENDA...	R\$ 12.491.554,41	8.95%	D+1	7, III "a"	R\$ 188.513,68	1,53%
ITAÚ INSTITUCIONAL GLOBAL DINÂMICO FIC RENDA...	R\$ 2.120.053,71	1.52%	D+1	7, III "a"	R\$ 18.386,98	0,87%
INVEST DUNAS FIDC MULTISSETORIAL SÊNIOR LP	R\$ 8.803,44	0.01%	VR	7, V "a"	R\$ 1.712,33	24,15%
BB AÇÕES VALOR FIC AÇÕES PREVID	R\$ 290.498,79	0.21%	D+32	8, I	R\$ -3.939,54	-1,34%
ITAÚ MOMENTO 30 II FIC AÇÕES	R\$ 473.101,41	0.34%	D+23	8, I	R\$ -7.691,47	-1,60%
ITAÚ INSTITUCIONAL PHOENIX FIC AÇÕES	R\$ 1.435.495,34	1.03%	D+23	8, I	R\$ -21.611,56	-1,48%
ITAÚ DUNAMIS FIC AÇÕES	R\$ 599.566,75	0.43%	D+23	8, I	R\$ -6.060,84	-1,00%







Total investimentos	R\$ 139.544.527,06	100.00%	R\$ 1.276.882,14	0,92%
Disponibilidade	R\$ 14.157,42	-	-	-
Total patrimônio	R\$ 139.558.684,48	100.00%	-	-

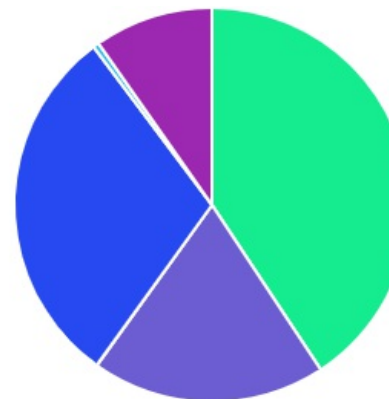
CLASSE	PERCENTUAL	VALOR	LEG.
Renda Fixa	97,99%	R\$ 136.745.864,77	
Renda Variável	2,01%	R\$ 2.798.662,29	
Total	100,00%	R\$ 139.544.527,06	








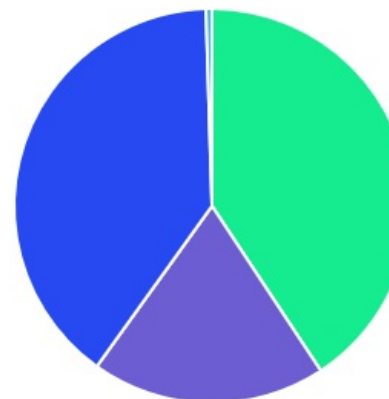
ENQUADRAMENTO	PERCENTUAL	VALOR	LEG.
Artigo 7º, Inciso I, Alínea " b "	68,45%	R\$ 95.517.990,47	
Artigo 7º, Inciso III, Alínea " a "	29,54%	R\$ 41.219.070,86	
Artigo 8º, Inciso I	2,01%	R\$ 2.798.662,29	
Artigo 7º, Inciso V, Alínea " a "	0,01%	R\$ 8.803,44	
Total	100,00%	R\$ 139.544.527,06	



GESTOR	PERCENTUAL	VALOR	LEG.
CAIXA DISTRIBUIDORA	40,73%	R\$ 56.833.210,24	
ITAU UNIBANCO	29,90%	R\$ 41.730.523,28	
BB GESTAO	19,17%	R\$ 26.744.141,68	
ITAU UNIBANCO	9,72%	R\$ 13.564.222,57	
BANCO DO NORDESTE	0,48%	R\$ 663.625,85	
SINGULARE CORRETORA	0,01%	R\$ 8.803,44	
Total	100,00%	R\$ 139.544.527,06	



ADMINISTRADOR	PERCENTUAL	VALOR	LEG.
CAIXA ECONOMICA	40,73%	R\$ 56.833.210,24	
ITAU UNIBANCO	39,63%	R\$ 55.294.745,85	
BB GESTAO	19,17%	R\$ 26.744.141,68	
SANTANDER CACEIS	0,48%	R\$ 663.625,85	
SINGULARE CORRETORA	0,01%	R\$ 8.803,44	
Total	100,00%	R\$ 139.544.527,06	



BENCHMARK	PERCENTUAL	VALOR	LEG.
IDKA IPCA 2A	30,15%	R\$ 42.078.082,32	
IRF-M 1	28,48%	R\$ 39.735.865,70	
CDI	20,11%	R\$ 28.057.471,91	
IPCA	14,12%	R\$ 19.707.879,38	
IMA Geral ex-C	4,09%	R\$ 5.708.194,27	
IBOVESPA	2,01%	R\$ 2.798.662,29	
IMA-B 5	0,80%	R\$ 1.120.707,65	
IMA-B 5+	0,24%	R\$ 337.663,54	
Total	100,00%	R\$ 139.544.527,06	

